

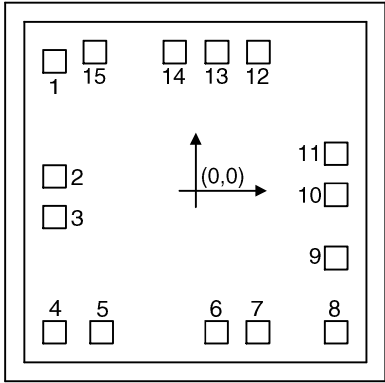
A. Features —

- Built In Oscillator.
- Auto-Power-off.
- Two Flash Mode (Dice & Lotto).
- Direct Drive For Buzzer.

B. Electrical Characteristics (at VDD = 3V) —

Parameter	Min.	Typ.	Max.	Unit
Quiescent Current	—	1	5	μA
Operating Voltage	2	3	3.3	V
LED Output Current	-4	-5	—	mA
Buzzer Output Current	1	—	—	mA
Oscillator Frequency	—	110	—	KHz
Key Input Voltage Range	V _{SS} -0.5	—	V _{DD} -0.5	V

C. Pin Assignment —



Chip Size: 66 × 66 (mil)²

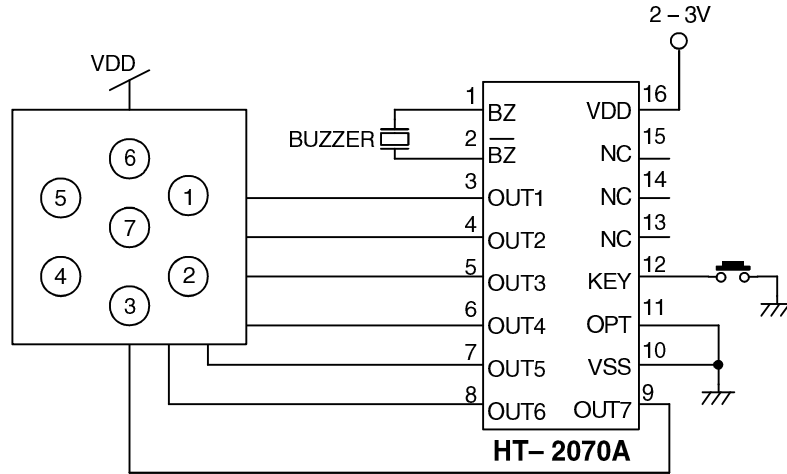
* IC substrate should be connected to VDD.

Unit: mil

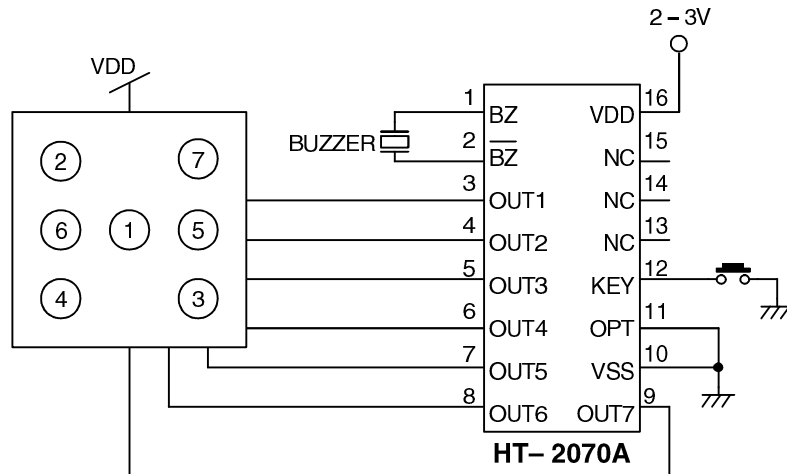
Pad No.	Symbol	X	Y	Pad No.	Symbol	X	Y
1	OUT1	-26.69	24.48	9	OPTION	26.48	-12.67
2	OUT2	-26.69	2.72	10	KEY	26.48	-0.77
3	OUT3	-26.69	-4.93	11	TEST2	26.48	7.06
4	OUT4	-26.69	-26.69	12	TEST1	11.82	26.22
5	OUT5	-17.81	-26.69	13	VDD	4.00	26.22
6	OUT6	3.95	-26.69	14	BZ	-4.00	26.22
7	OUT7	11.77	-26.69	15	$\overline{\text{BZ}}$	-19.04	26.22
8	VSS	26.48	-26.69				

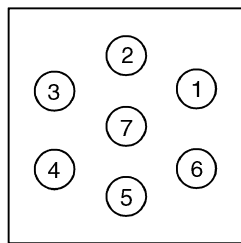
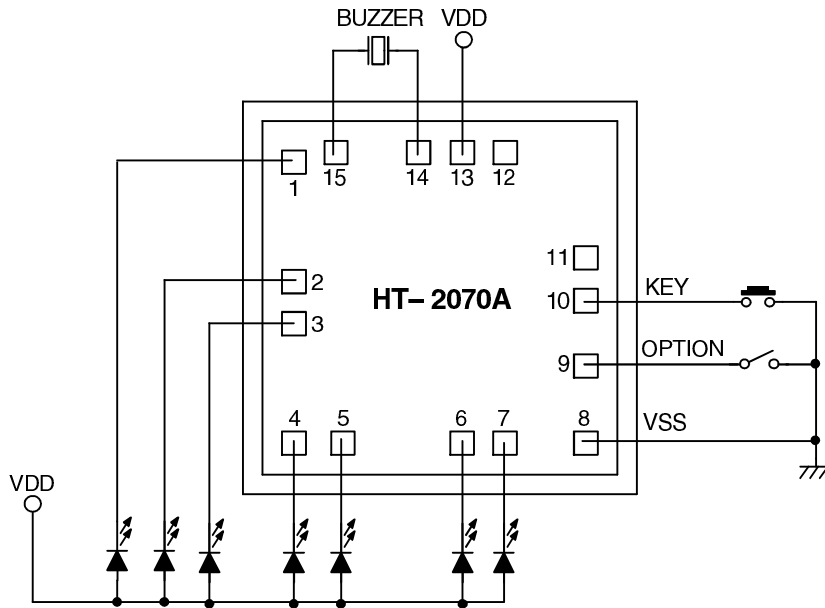
D. Typical Application Circuit —

(a) LOTTO MODE

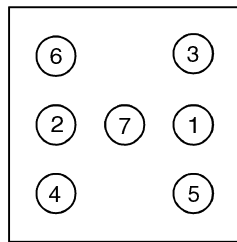


(b) DICE MODE: OPT= OPEN





OPTION: LOW



OPTION: OPEN